



OFFERING SUMMARY

Lease Rate: \$14.00 - 15.00 SF/yr (NNN)
 Building Size: 11,675 SF
 Available SF: 1,550 - 1,750 SF
 Market: North
 07282022

PROPERTY OVERVIEW

15th Street Station is a well maintained property just west of Broadway Extension on 15th Street. The property is easily accessible and offers competitive Lease rates. End cap space available, and would work great for office space or retail.

Suite 180 - end cap space with designated parking available
 Suite 140 - end cap space, highly visible

This Center has excellent foot traffic.

SPACES	LEASE RATE	SPACE SIZE
Suite 140	\$15.00 SF/yr	1,750 SF
Suite 180	\$14.00 SF/yr	1,550 SF

ROSHA WOOD
 405.239.1219
 rwood@priceedwards.com
 priceedwards.com



POPULATION

	1 MILE	3 MILES	5 MILES
Total Population	9,568	70,892	130,780
Average Age	31.3	31.4	33.4
Average Age (Male)	29.1	29.7	32.0
Average Age (Female)	33.3	33.1	34.7

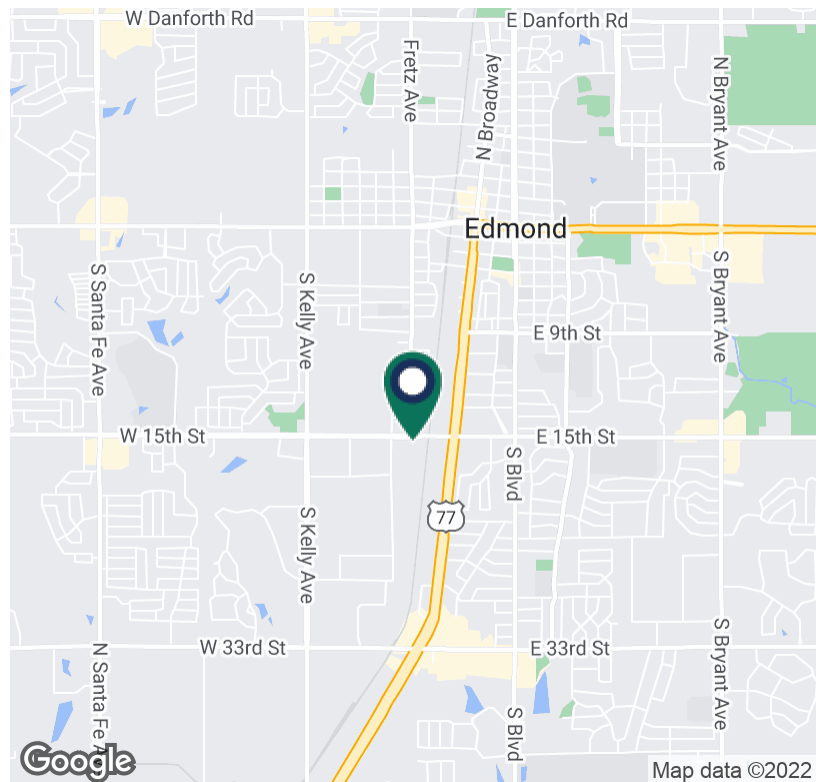
HOUSEHOLDS & INCOME

	1 MILE	3 MILES	5 MILES
Total Households	3,880	27,130	50,436
# of Persons per HH	2.5	2.6	2.6
Average HH Income	\$58,372	\$70,708	\$85,364
Average House Value	\$134,321	\$175,826	\$216,040

* Demographic data derived from 2020 ACS - US Census

TRAFFIC COUNTS

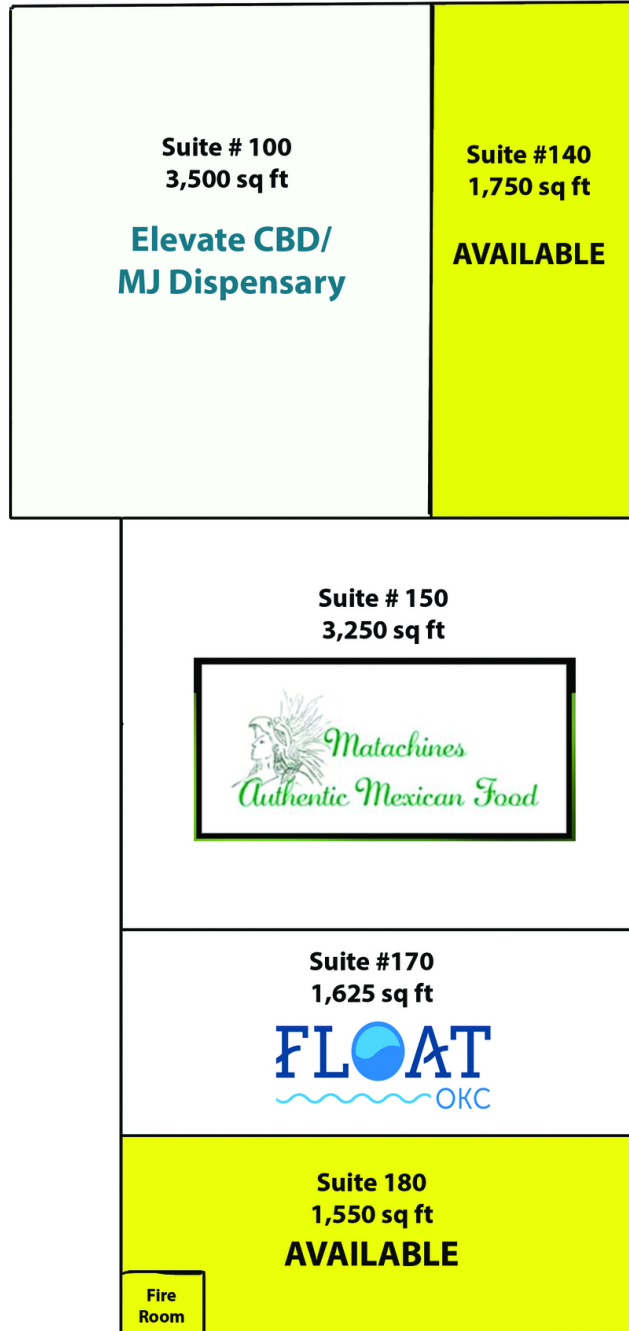
E 15th St	east		19,220
W 15th St.	west		22,459
Broadway (Hwy 77)	north / south		32,674 / 37,803



ROSHA WOOD
405.239.1219
rwood@priceedwards.com
priceedwards.com

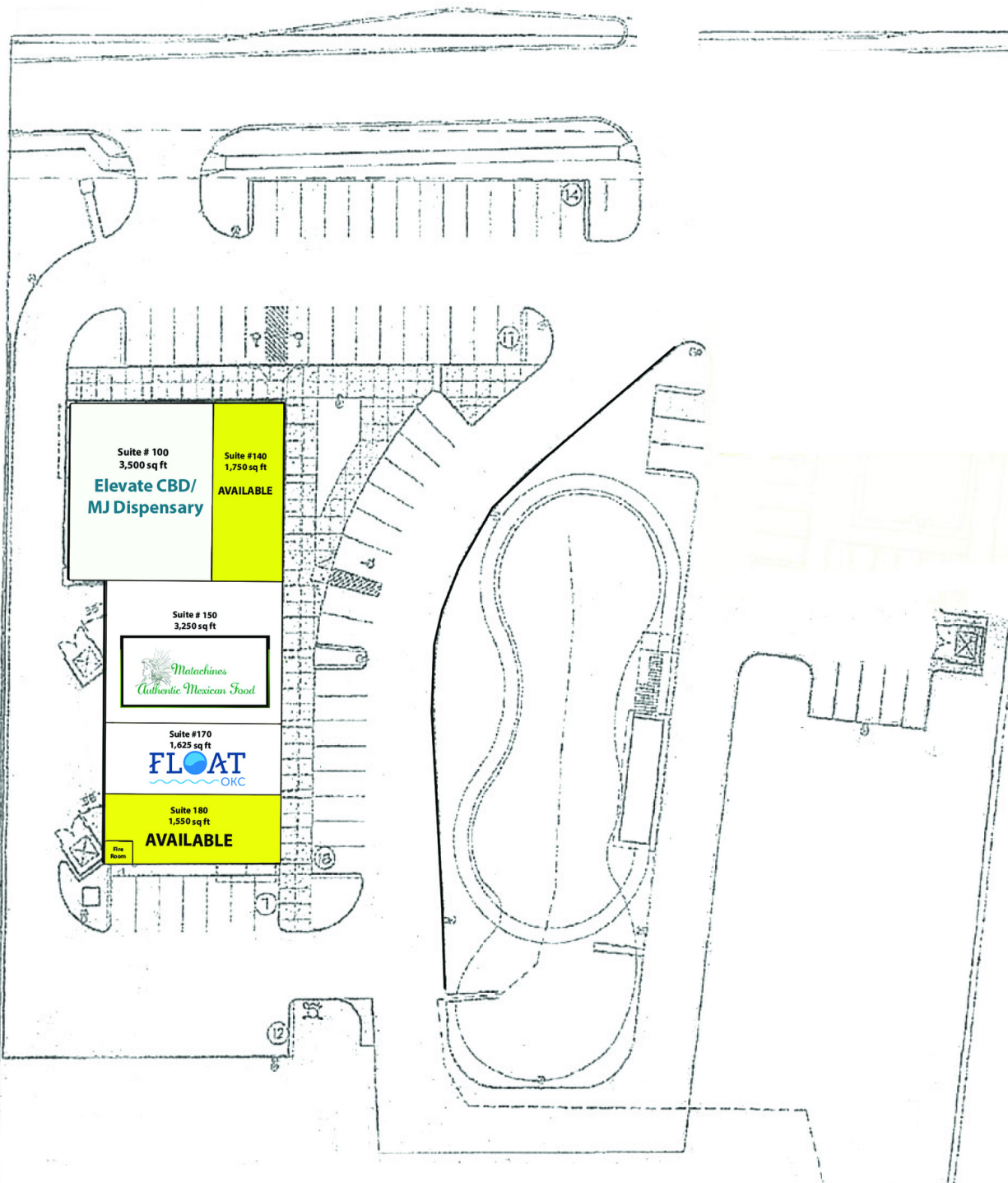
15th Street Station

180 W 15th Street, Edmond, OK 73013



ROSHA WOOD
405.239.1219
rwood@priceedwards.com
priceedwards.com

15th Street



ROSHA WOOD
405.239.1219
rwood@priceedwards.com
priceedwards.com