

EDMOND PLAZA

S BROADWAY & E 15TH ST, EDMOND, OK 73013



PROPERTY DESCRIPTION

Great space located in this Center with easy access at one of Edmond's prime intersections. Westlake Ace Hardware, Big Lots and Goodwill anchor this Center.

High visibility, easy access with National Tenant Anchors.

SPACES	LEASE RATE	SPACE SIZE
1704	Negotiable	1,950 SF
1716	Negotiable	1,400 SF

OFFERING SUMMARY

Lease Rate	Negotiable
Available SF:	1,400 - 1,950 SF
Building Size:	158,373 SF
Market:	North
Submarket:	Edmond

TRAFFIC COUNTS

15th St	east	21,247
15th St	west	22,459
S Broadway	north	32,674
S Broadway	south	37,803

EV ERNST

ernst@priceedwards.com
O: 405.843.7474

GEORGE WILLIAMS, CCIM

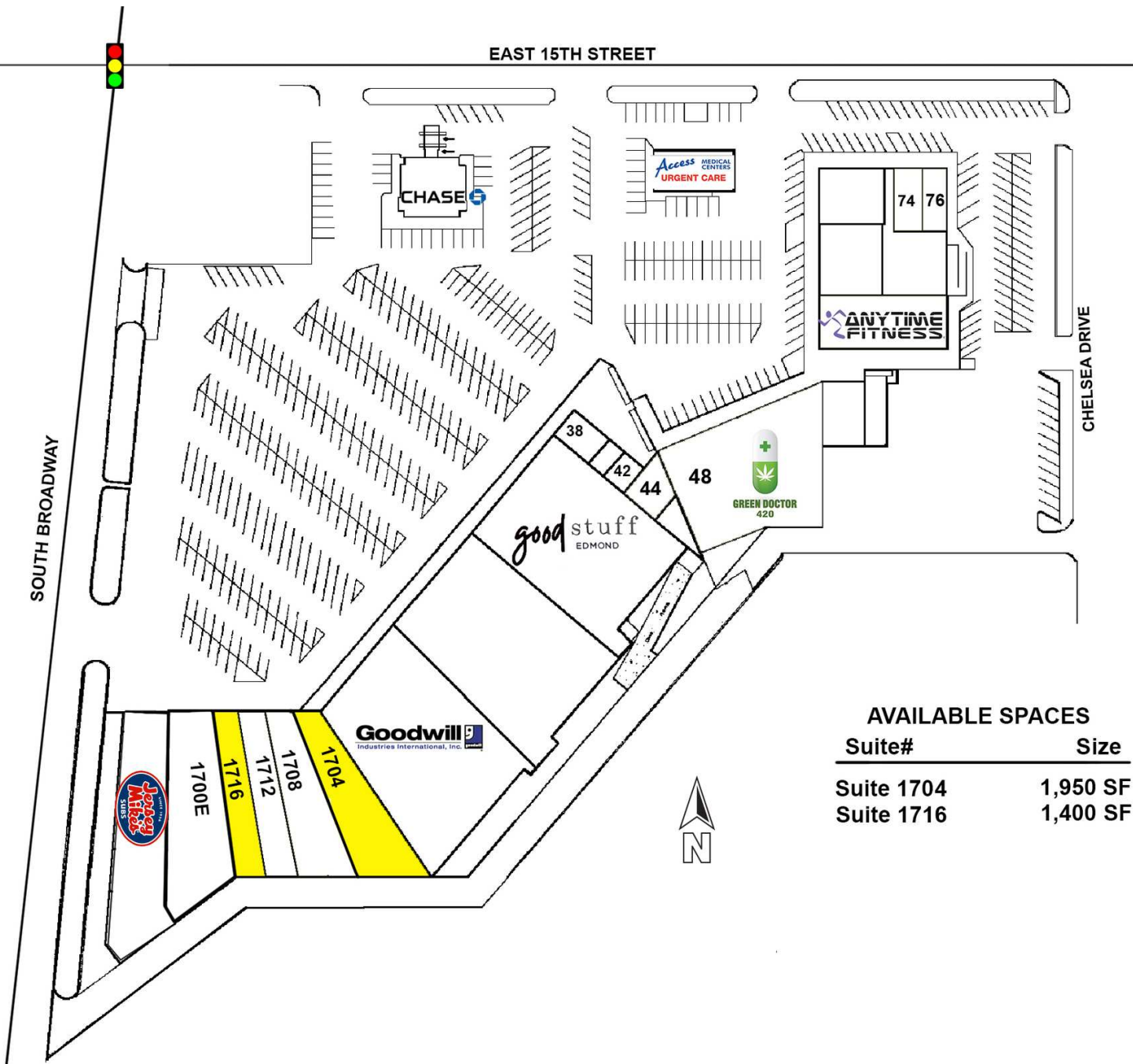
gwilliams@priceedwards.com
O: 405.239.1270 C: 405.657.7800

GIRMA MOANING

gmoaning@priceedwards.com
O: 405.239.1244 C: 405.664.0062

EDMOND PLAZA

S BROADWAY & E 15TH ST, EDMOND, OK 73013



EV ERNST

ernst@priceedwards.com
O: 405.843.7474

GEORGE WILLIAMS, CCIM

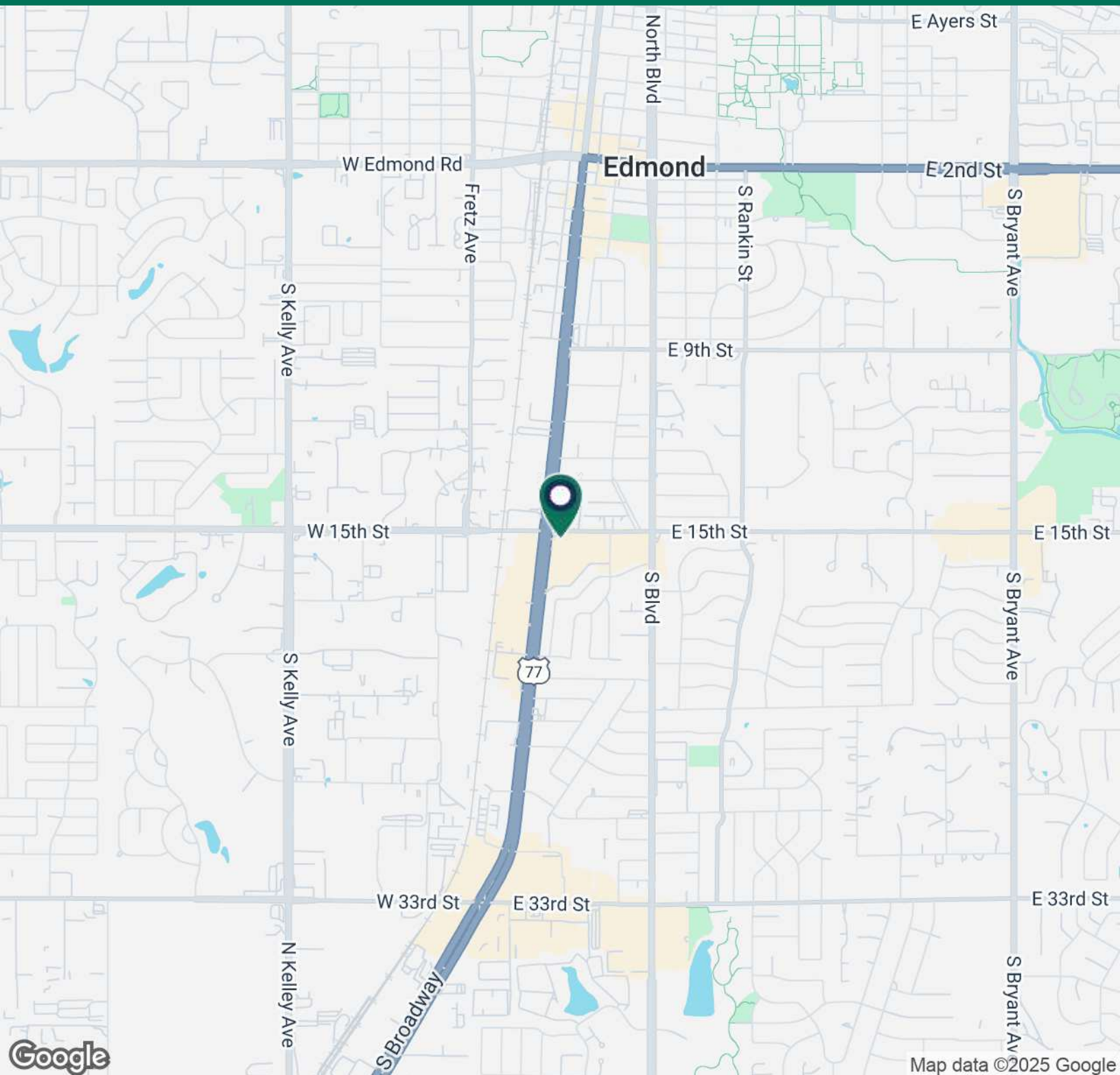
gwilliams@priceedwards.com
O: 405.239.1270 C: 405.657.7800

GIRMA MOANING

gmoaning@priceedwards.com
O: 405.239.1244 C: 405.664.0062

EDMOND PLAZA

S BROADWAY & E 15TH ST, EDMOND, OK 73013



EV ERNST

ernst@priceedwards.com
O: 405.843.7474

GEORGE WILLIAMS, CCIM

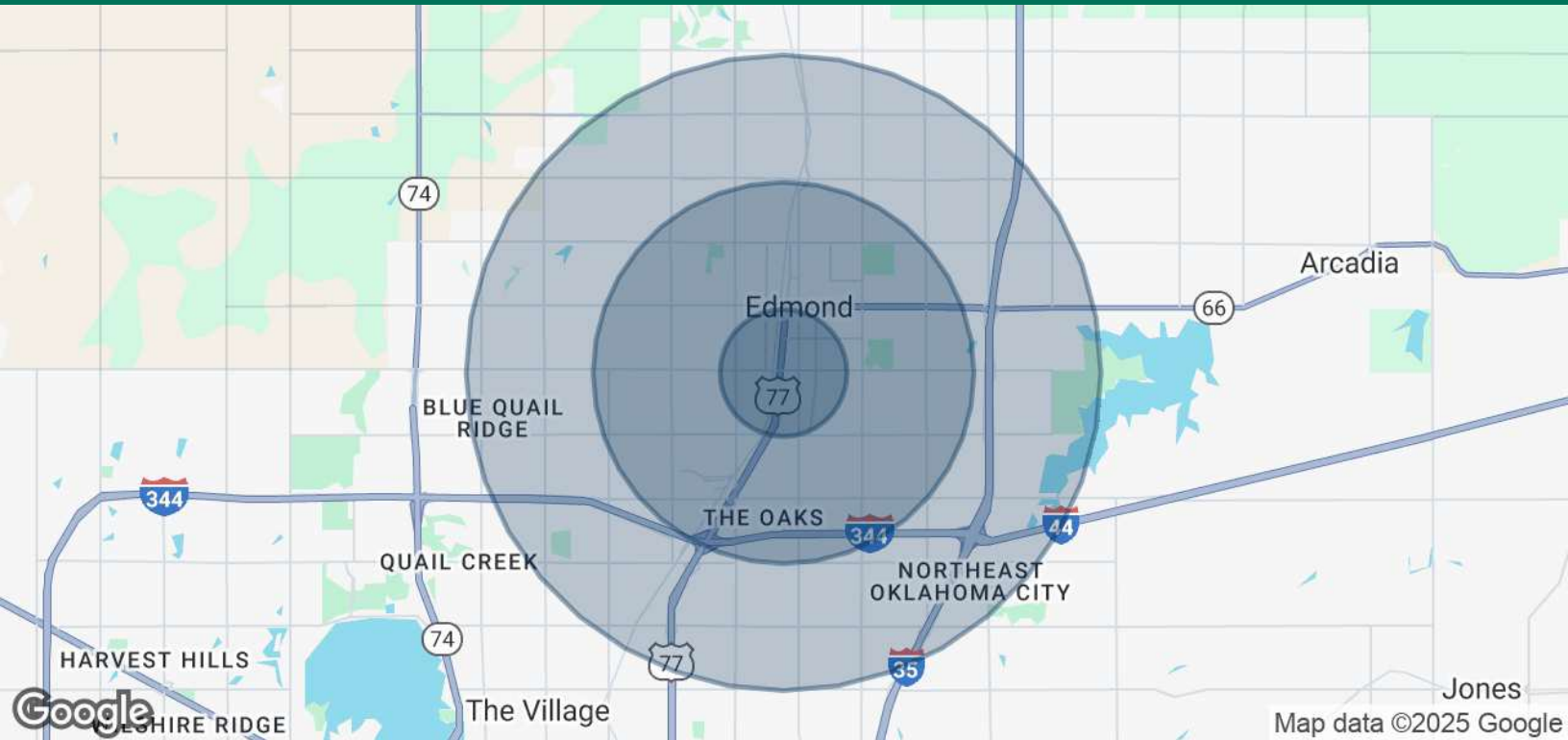
gwilliams@priceedwards.com
O: 405.239.1270 C: 405.657.7800

GIRMA MOANING

gmoaning@priceedwards.com
O: 405.239.1244 C: 405.664.0062

EDMOND PLAZA

S BROADWAY & E 15TH ST, EDMOND, OK 73013



POPULATION

	1 MILE	3 MILES	5 MILES
Total Population	9,509	69,585	126,486
Average Age	32.0	31.5	33.5
Average Age (Male)	29.4	29.7	32.1
Average Age (Female)	34.3	33.3	34.7

HOUSEHOLDS & INCOME

	1 MILE	3 MILES	5 MILES
Total Households	3,854	26,725	48,589
# of Persons per HH	2.5	2.6	2.6
Average HH Income	\$59,592	\$71,048	\$86,009
Average House Value	\$132,461	\$174,894	\$218,986

* Demographic data derived from 2020 ACS - US Census

09262025

EV ERNST

ernst@priceedwards.com
O: 405.843.7474

GEORGE WILLIAMS, CCIM

gwilliams@priceedwards.com
O: 405.239.1270 C: 405.657.7800

GIRMA MOANING

gmoaning@priceedwards.com
O: 405.239.1244 C: 405.664.0062